



Gantry Ordering Form

Step 1: Truck, Trailer, Container Dimensions

Truck/Trailer:




Chassis width: _____

Largest Container Dimensions:

Length: _____ Width: _____

*A minimum clearance of 10" is required between the cab and container hoist system.

Step 2: System Options

<input type="checkbox"/> Stationary Gantry  <input type="checkbox"/> 77" Frame Height <input type="checkbox"/> 54" Frame Height	<input type="checkbox"/> Single Stage Gantry  <ul style="list-style-type: none"> • Frame Height: 52" • Overall Reach: 96" 	<input type="checkbox"/> 2 Stage Gantry  <ul style="list-style-type: none"> • Frame Height: 64" • Overall Reach: 152"
<input type="checkbox"/> Pull Style Tarp <input type="checkbox"/> Arm Kit (see optional arm kit) <input type="checkbox"/> Spring Mount Offsets (arm kit only)	<input type="checkbox"/> Pull Style Tarp <input type="checkbox"/> Arm Kit (see optional arm kit) <input type="checkbox"/> Wireless (with arm kit only)	<input type="checkbox"/> Pull Style Tarp <input type="checkbox"/> Arm Kit (see optional arm kit) <input type="checkbox"/> Wireless (with arm kit only)

Step 2a: Optional Arm Kit

A.) Arm Material:

- Polished Aluminum
- Galvanized Steel
- Bulletproof Aluminum

B.) Spring Style

- 4 Spring External Mount (Up to 24')
- 5 Spring External Mount (Up to 26')
- 7 Spring Fender Mount (Up to 32')
- Other Options Available

C.) Extras

- Bend Options Available (-BA)
- Elbow Kits Available
- Rubber Centering Flange (-CEN)

D.) Housings

- Standard 96" Waste Housing
- Open Top 102" Housing

Step 3: Tarp Options

- Black Mesh (BM) Monster Mesh (MM) Armor Mesh (AM) Other Options Available

Step 4: Contact Information

Name:	Company:	Location:
Phone Number:	Email:	