

BRIC COMMANDER FOR SINGLE STAGE GANTRY WITH HOOKLIFT

USER MANUAL



I0021 RV RE (07-23)



Contents

Page 3 SAFETY

Page 4 BRIC Commander Information

Page 5 BRIC Commander Operation : Remote Functions

Page 6 BRIC Commander Operation : Uncover / Unload Operation


Page 7 BRIC Commander Operation : Cover / Load Operation


Page 8 BRIC Commander Operation : Failsafe Information Operation


SAFETY

Read this section carefully before proceeding. The following symbols may appear prior to certain safety related assembly and installation steps described in this manual.

FAILURE TO OPERATE AND INSTALL THIS UNIT AS INSTRUCTED MAY RESULT IN SERIOUS INJURY OR DEATH.

 DANGER
Indicates an immediately hazardous situation which, if not avoided, will result in serious injury or death.

 WARNING
Indicates a potentially hazardous situation which, if not avoided, could result in serious injury or death.

 CAUTION
Indicates a potentially hazardous situation which, if not avoided, may result in minor or moderate injury or property damage.

NOTICE
Indicates information about a subject that is not safety related.

BRIC Commander Information

The US Tarp BRIC Commander remote system is intended to be operated from the cab of the truck. The remote system will be anchored in the cab. If the remote is not anchored inside the cab, consult the installer before operation.

This guide is to serve as a means of understanding the operation of the BRIC Commander system. For specific remote information and troubleshooting, reference the remote guide included in the kit.



Figure 1 - BRIC Remote and Tether

BRIC Commander Operation



Figure 2 - Remote Functions



WARNING

Do NOT Remove Handheld Remote from Truck Cab. Do NOT Operate Handheld Remote While Anyone is Outside the Truck Cab. Failure to Comply May Result in Injury or Death.

Remote Functions

- 1..... Gantry UP
- 2..... Gantry DOWN
- 3..... Tarp UNCOVER
- 4..... Tarp COVER
- 5..... Tarp Auxiliary (if applicable)
- 6..... Tarp Auxiliary (if applicable)
- 7..... Jib EXTEND
- 8..... Jib RETRACT
- 9..... Lift EXTEND
- 10..... Lift RETRACT
- 11..... Hooklift Auxiliary (if applicable)
- 12..... Hooklift Auxiliary (if applicable)
- 13..... Gantry Worklights
- 14..... Truck Auxiliary (if applicable)

Remote functions shown above in Figure 2 are a standard set up. If functions do not match, consult the installer. Operate one function at a time with the exception of work lights or strobe lights.

BRIC Commander Operation

Uncover / Unload Operation



WARNING

Check the area around the truck before using the remote. Never use the remote if anyone is outside the cab. Operating the remote while someone is outside the cab may result in serious bodily harm or death.

- 1..... Press the START button
2. Raise gantry frame up completely
3. Uncover the tarp 75% of the way
4. Lower gantry frame to resting position
5. Uncover tarp fully
6. Operate hooklift system to unload container or dump load as per hooklift manufacturers instruction.
- 7..... Press the STOP button

BRIC Commander Operation

Cover / Load Operation



WARNING

Check the area around the truck before using the remote. Never use the remote if anyone is outside the cab. Operating the remote while someone is outside the cab may result in serious bodily harm or death.

- 1.....Press the START button
- 2Load container and retract hooklift as per instruction of the hooklift manufacturer
- 3Run tarp to 25% covered
- 4Raise gantry frame completely
- 5Cover tarp completely covering the load
- 6Lower gantry frame back to resting position
- 7Press the STOP button

BRIC Commander Operation

Failsafe Information Operation



WARNING

Failsafe switches are to only be used in emergency cases. Improper use could result in serious bodily injury or death.

The US Tarp BRIC Commander comes with failsafe switches located on the face of the control box behind the cab on the driver's side, Figure 3.

These switches are intended to only be used in case of emergency (i.e. lost remote, remote failure).

These switches are not intended to be used on a daily basis. If the remote failed or was lost or broken, replace or repair immediately. The truck cab is the safest place to operate the tarp and hooklift functions.

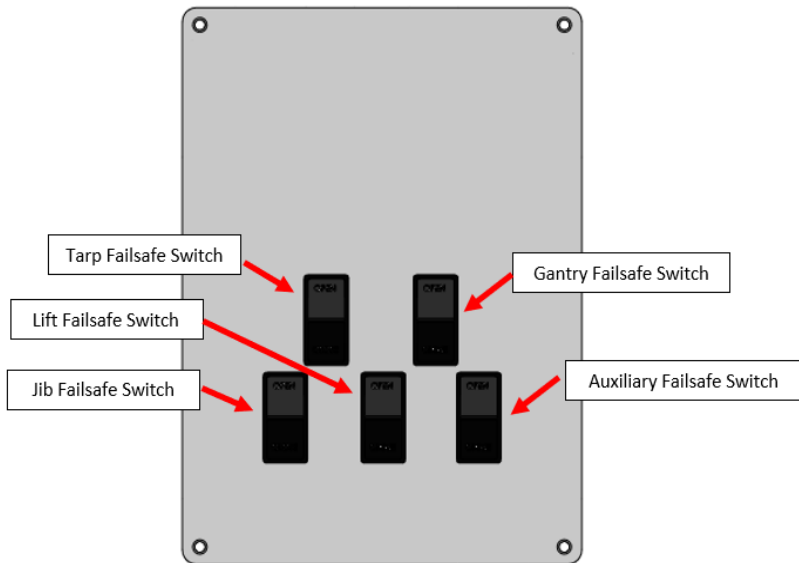


Figure 3 - Failsafe Switches



technicalsupport@ustarp.com | (800) 249-0297 | ustarp.com